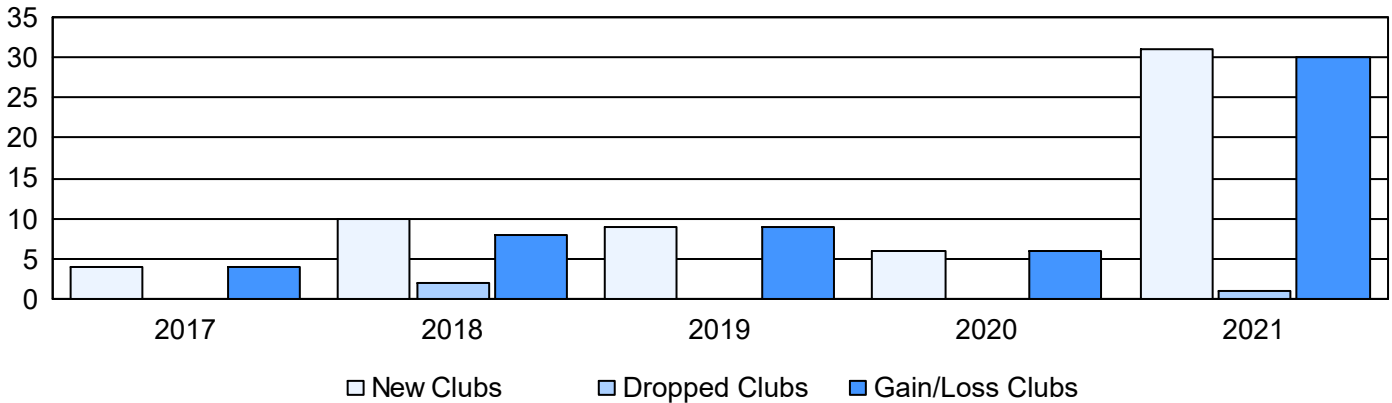
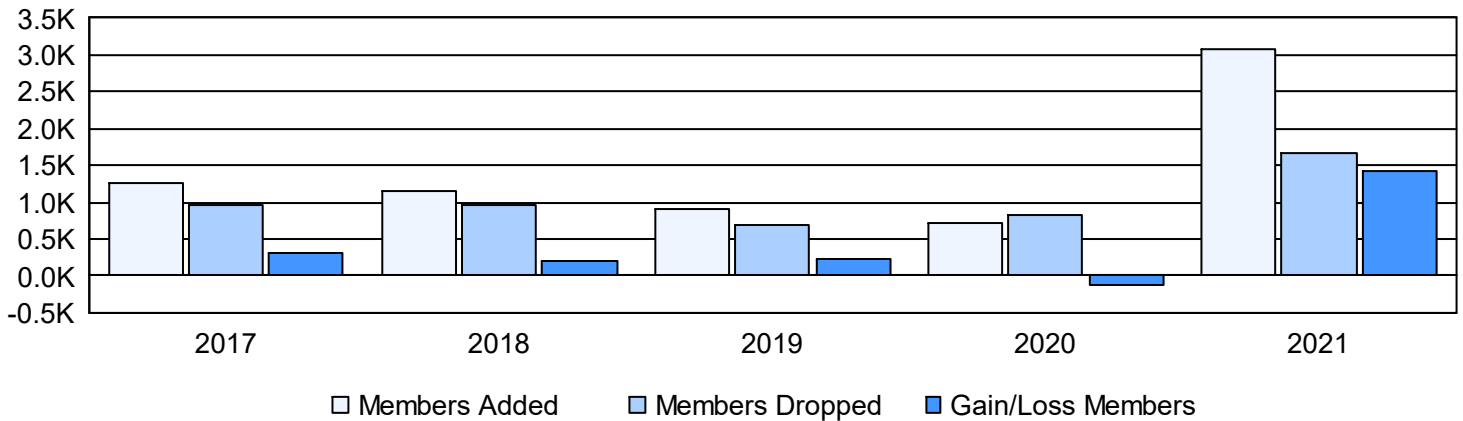


Year	New Clubs	Dropped Clubs	Gain/ Loss Clubs	New Members	Charter Members	Reinstate Members	Transfer Members	Total Member Added	Total Members Dropped	Gain/ Loss Members
2016-2017	4	0	4	917	215	128	12	1,272	974	298
2017-2018	10	2	8	793	257	48	51	1,149	953	196
2018-2019	9	0	9	647	221	40	12	920	687	233
2019-2020	6	0	6	486	164	44	14	708	827	-119
2020-2021	31	1	30	1,996	816	224	43	3,079	1,662	1,417
Average	12	1	11	968	335	97	26	1,426	1,021	405

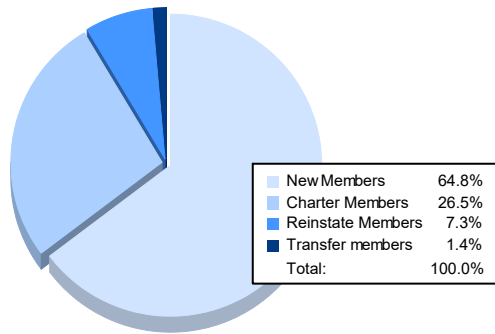
Clubs



Members



Membership Composition June 2021 Cumulative



Gender Composition June 2021 Cumulative

